

COT 6405: Analysis of Algorithms

Giri NARASIMHAN

www.cs.fiu.edu/~giri/teach/6405F19.html

Graph Traversal

- Visit every vertex and every edge.
- Traversal has to be systematic so that no vertex or edge is missed.
- Just as tree traversals can be modified to solve several tree-related problems, graph traversals can be modified to solve several problems.

DFS(G)

1. For each vertex $u \in V[G]$ do
2. $\text{color}[u] \leftarrow \text{WHITE}$
3. $\pi[u] \leftarrow \text{NIL}$
4. $\text{Time} \leftarrow 0$
5. For each vertex $u \in V[G]$ do
6. if $\text{color}[u] = \text{WHITE}$ then
7. $\text{DFS-VISIT}(u)$

3

Depth First Search

Time:
 $O(m+n)$
Why?

DFS-VISIT(u)

1. *VisitVertex(u)*
2. $\text{Color}[u] \leftarrow \text{GRAY}$
3. $\text{Time} \leftarrow \text{Time} + 1$
4. $d[u] \leftarrow \text{Time}$
5. for each $v \in \text{Adj}[u]$ do
6. *VisitEdge(u,v)*
7. if $(v \neq \pi[u])$ then
8. if $(\text{color}[v] = \text{WHITE})$ then
9. $\pi[v] \leftarrow u$
10. $\text{DFS-VISIT}(v)$
11. $\text{color}[u] \leftarrow \text{BLACK}$
12. $F[u] \leftarrow \text{Time} \leftarrow \text{Time} + 1$

Breadth First Search

BFS(G,s)

1. For each vertex $u \in V[G] - \{s\}$ do
2. $color[u] \leftarrow WHITE$
3. $d[u] \leftarrow \infty$
4. $\pi[u] \leftarrow NIL$
5. $Color[u] \leftarrow GRAY$
6. $D[s] \leftarrow 0$
7. $\pi[s] \leftarrow NIL$
8. $Q \leftarrow \Phi$
9. **ENQUEUE**(Q,s)
10. While $Q \neq \Phi$ do
11. $u \leftarrow DEQUEUE(Q)$
12. **VisitVertex**(u)
13. for each $v \in Adj[u]$ do
14. **VisitEdge**(u,v)
15. if ($color[v] = WHITE$) then
16. $color[v] \leftarrow GRAY$
17. $d[v] \leftarrow d[u] + 1$
18. $\pi[v] \leftarrow u$
19. **ENQUEUE**(Q,v)
20. $color[u] \leftarrow BLACK$

Minimum Spanning Tree

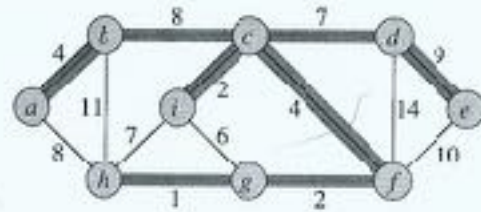


Figure 22.1 A minimum spanning tree for a connected graph. The weights on edges are shown, and the edges in a minimum spanning tree are shaded. The total weight of the tree shown is 37. This minimum spanning tree is not unique: removing the edge (b, c) and replacing it with the edge (a, h) yields another spanning tree with weight 37.

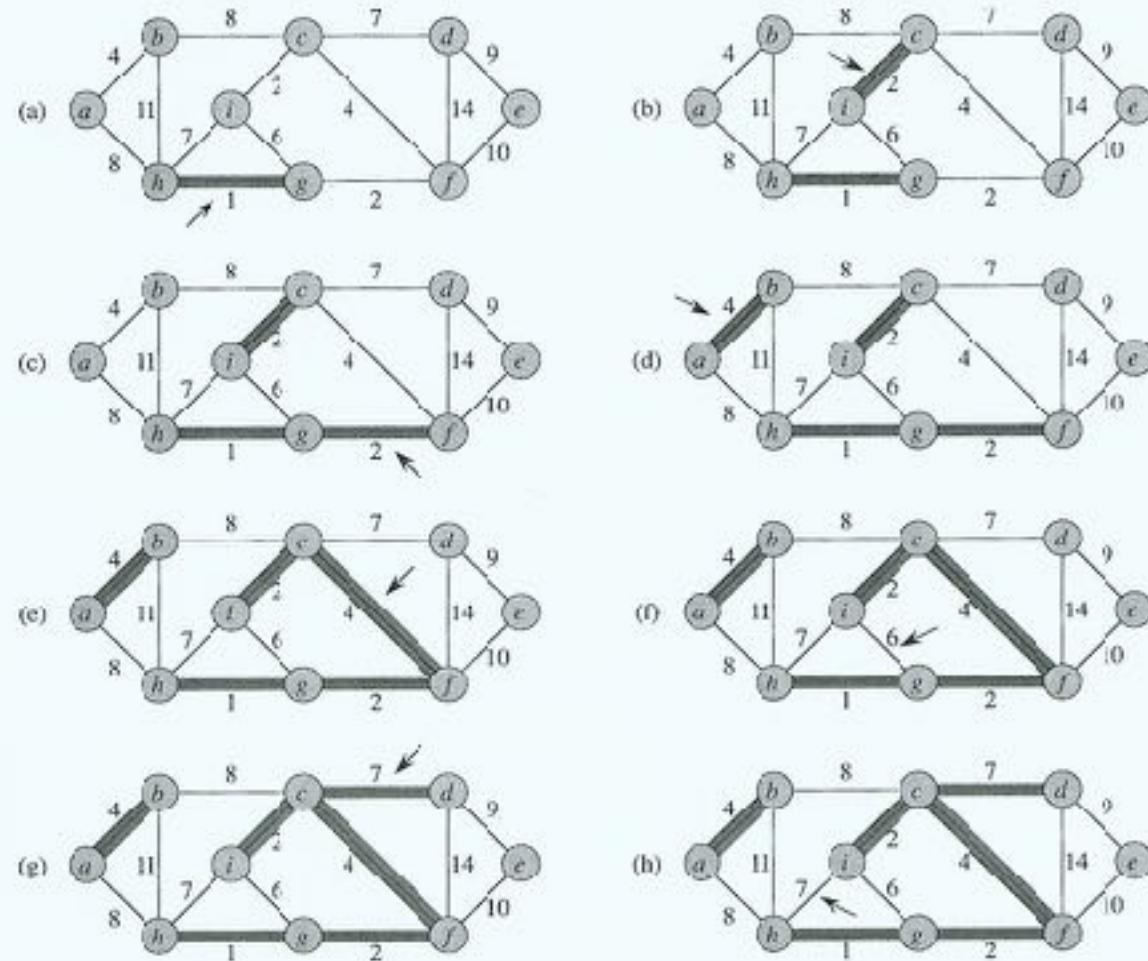
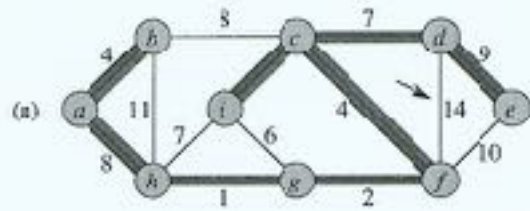
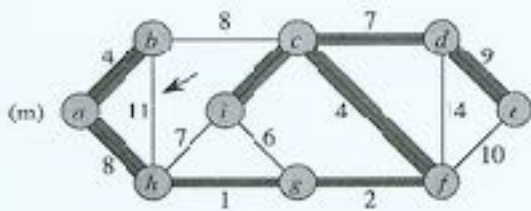
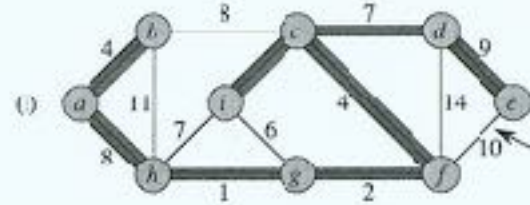
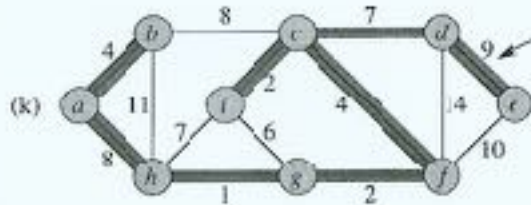
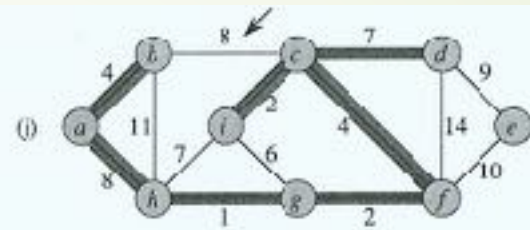
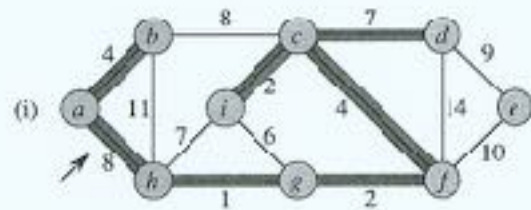


Figure 23.4 The execution of Kruskal's algorithm on the graph from Figure 23.1. Shaded edges belong to the forest A being grown. The edges are considered by the algorithm in sorted order by weight. An arrow points to the edge under consideration at each step of the algorithm. If the edge joins two distinct trees in the forest, it is added to the forest, thereby merging the two trees.



Minimum Spanning Tree

MST-KRUSKAL(G, w)

1. $A \leftarrow \emptyset$
2. **for** each vertex $v \in V[G]$
3. **do** MAKE-SET(v)
4. sort the edges of E by nondecreasing weight w
5. **for** each edge $(u, v) \in E$, in order by nondecreasing weight
6. **do if** FIND-SET(u) \neq FIND-SET(v)
7. **then** $A \leftarrow A \cup \{(u, v)\}$
8. UNION(u, v)
9. **return** A

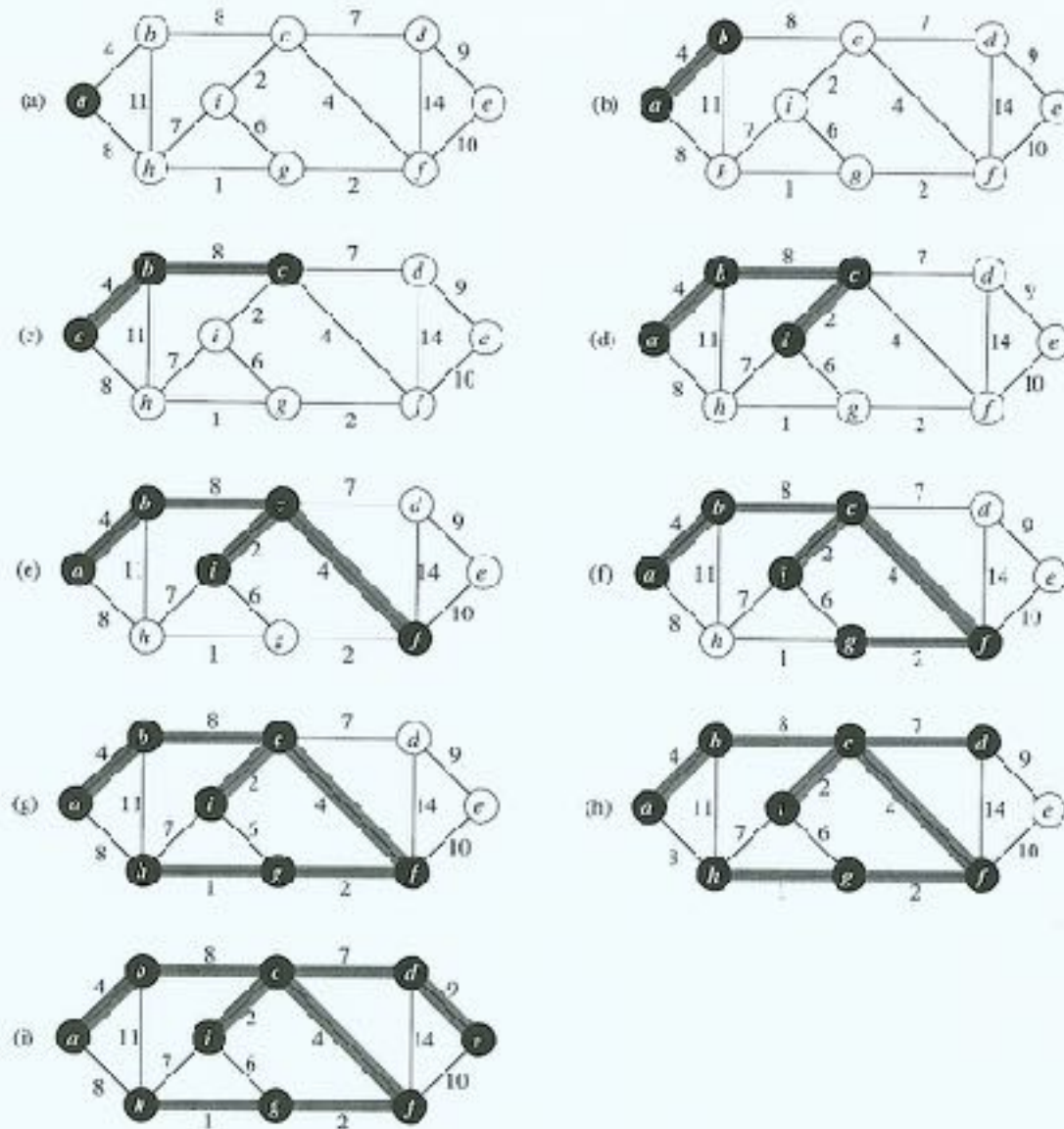


Figure 23.5 The execution of Prim's algorithm on the graph from Figure 23.1. The root vertex is a . Shaded edges are in the tree being grown, and the vertices in the tree are shown in black. At each step of the algorithm, the vertices in the tree determine a cut of the graph, and a light edge crossing the cut is added to the tree. In the second step, for example, the algorithm has a choice of adding either edge (b, c) or edge (a, h) to the tree since both are light edges crossing the cut.

MST-KRUSKAL(G, w)

1. $A \leftarrow \emptyset$
2. **for** each vertex $v \in V[G]$
3. **do** MAKE-SET(v)
4. sort the edges of E by nondecreasing weight w
5. **for** each edge $(u, v) \in E$, in order by nondecreasing weight
6. **do if** FIND-SET(u) \neq FIND-SET(v)
7. **then** $A \leftarrow A \cup \{(u, v)\}$
8. UNION(u, v)
9. **return** A

MST-PRIM(G, w, r)

1. $Q \leftarrow V[G]$
2. **for** each $u \in Q$
3. **do** $key[u] \leftarrow \infty$
4. $key[r] \leftarrow 0$
5. $\pi[r] \leftarrow NIL$
6. **while** $Q \neq \emptyset$
7. **do** $u \leftarrow$ EXTRACT-MIN(Q)
8. **for** each $v \in Adj[u]$
9. **do if** $v \in Q$ and $w(u, v) < key[v]$
10. **then** $\pi[v] \leftarrow u$
11. $key[v] \leftarrow w(u, v)$

Proof of Correctness: MST Algorithms

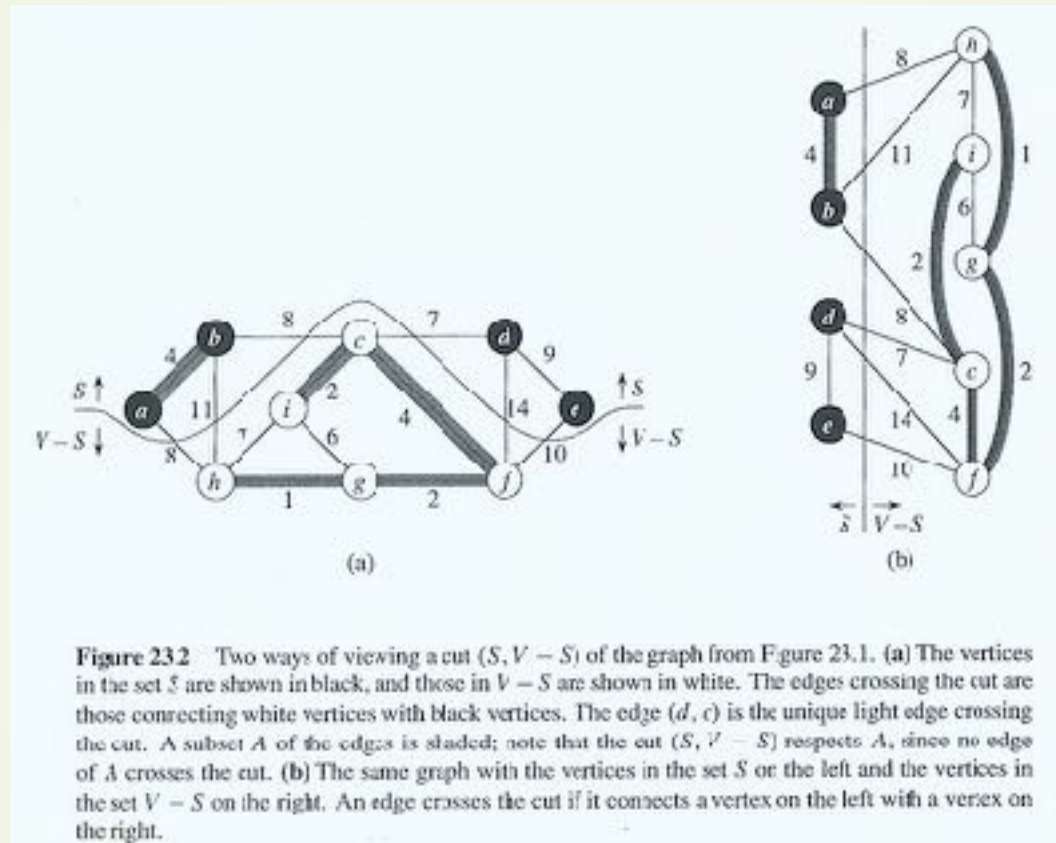


Figure 23.2 Two ways of viewing a cut $(S, V - S)$ of the graph from Figure 23.1. (a) The vertices in the set S are shown in black, and those in $V - S$ are shown in white. The edges crossing the cut are those connecting white vertices with black vertices. The edge (d, c) is the unique light edge crossing the cut. A subset A of the edges is shaded; note that the cut $(S, V - S)$ respects A , since no edge of A crosses the cut. (b) The same graph with the vertices in the set S on the left and the vertices in the set $V - S$ on the right. An edge crosses the cut if it connects a vertex on the left with a vertex on the right.