



**FLORIDA INTERNATIONAL UNIVERSITY  
UNIVERSITY CURRICULUM COMMITTEE**  
*Proposal for a New Course*

<b>DO NOT TYPE IN THIS BOX</b>
Bulletin # : <u>  2  </u>
Academic Year : <u>2023-24</u>

1. **School/College** College of Engineering and Computing  
**Div./Dept. in Which Taught** Computing and Information Sciences
2. **CAP**   3   **CIP Code** (Leave this blank): \_\_\_\_\_  
     Alpha Prefix   1st Digit   Last 3 Digits   "C"-lec-lab "L"-Lab   Cr. Hrs.
3. **Grading Method (select one):**  Graded  Pass/Fail
- 4a. **Course Title** Advanced Data Science

b. **Abbreviated course Title** (for computer class schedules, transcripts) Advanced Data Science  
LIMITED TO 25 Characters (including spaces)

5. **Statewide Course Numbering Subject Matter Area** Computer Science
6. **Catalog Description/Major Topics** (not to exceed 200 characters including spaces)  
*College of Medicine and College of Law: Attach description not exceeding 1,000 characters including spaces.*

Advanced exploration topics such as machine learning, neural networks, reinforcement learning, time series, NLP, big data management, ethical AI, and emerging tech trends in data analysis.

7. **Attach detailed syllabus course outline and course justification on separate page(s).**
8. **Prerequisite(s):** CAP 3XXX - Introduction to Data Science
9. **Corequisite(s):** COP 3465 - Data Structures for IT
10. **Objective(s) of Course:**





Explore cutting-edge data science techniques, spanning machine learning, NLP, and ethical AI implications. For a complete description and course outcomes, please refer to the attached syllabus.

11. **Does this course duplicate/overlap other courses at FIU?**  No  Yes  
 If yes, please explain: \_\_\_\_\_

12. **What other closely related department(s) have been consulted about this course?**  
Department of Mathematics and Statistics

13. **Is this course used for the assessment of a program or a certificate (if yes, then send a notification to assessment@fiu.edu)?**  No  Yes

**PROPOSAL REQUESTED BY:**

<b>Faculty Contact</b> <u>Gregory Murad Reis</u>		<u>09</u> / <u>04</u> / <u>2023</u>
(Type name)	(Signature)	
<u>gmuradre@fiu.edu</u>	<u>305-348-7852</u>	
(Email address)	(Phone number)	
<b>Chairperson (Dept./Div.)</b> <u>Jason Liu</u>		<u>10</u> / <u>10</u> / <u>2023</u>
(Type name)	(Signature)	
<b>Chairperson (Curr. Comm.)</b> <u>Alex Afanasyev</u>		<u>10</u> / <u>17</u> / <u>2023</u>
(Type name)	(Signature)	
<b>College/School Dean</b> <u>Mark Weiss, Assoc Dean</u>		<u>10</u> / <u>20</u> / <u>2023</u>
(Type name)	(Signature)	

Submit one original form. Attach one copy of the course justification and a draft of the course syllabus for this New Course Proposal. The syllabus should include all components on the New Course Checklist.

## **Justification for Advanced Data Science**

The "Advanced Data Science" course serves as a continuation of the Introduction to Data Science courses, positioned as a linchpin within the BS in Data Science curriculum at Florida International University (FIU), and seeks to elevate students' proficiency beyond foundational concepts to the zenith of current and emerging data science paradigms. Focusing on data science and AI areas like neural networks, reinforcement learning, and natural language processing, this course ensures that students are equipped to tackle the nuanced challenges of modern-day data analytics. Furthermore, with the increasing magnitude of data in today's digital age, understanding NoSQL databases and big data management is of high importance. This course also provides a sense of responsibility by emphasizing fairness, biases, and the broader societal implications of AI. Students will not only be well-prepared to develop effective models and derive insights but will also be trained to do so ethically. As FIU endeavors to produce data science graduates who are industry leaders, incorporating such a rigorous and comprehensive course on advanced data science topics is both timely and imperative.

September 8<sup>th</sup>, 2023

Subject: Memorandum of Understanding between the Knight Foundation School of Computing and Information Sciences and the Department of Mathematics & Statistics regarding a new BS in Data Science

To Whom It May Concern:

The Knight Foundation School of Computing and Information Sciences (KFSCIS) is proposing a Bachelor of Science in Data Science, and the KFSCIS committee in charge of that proposal has discussed this with relevant leadership within the Department of Mathematics & Statistics (DM&S). This Memorandum of Understanding is intended to capture the content of that discussion and agreement.

1. In general, both DM&S and KFSCIS express their sincere desire to maintain collaborative, productive, collegial, and friendly relations between the units in service of providing our students with as many of the highest quality and flexible educational options as possible.
2. In view of the above, DM&S has no objection to KFSCIS creating a Bachelor of Science in Data Science. The degree name was agreed to be "Bachelor of Science in Data Science" to clearly distinguish it from the DM&S's major in Mathematical Data Science, to show that it is an approach to Data Science that emphasizes computing and information sciences, and to distinguish it from a more mathematical course of study.
3. DM&S, in general, also has no objection to KFSCIS creating new Data-Science-related courses that overlap with existing DM&S offerings, as long as those courses are named and designed in such a way as to clearly indicate the computing and information sciences focus of the offering. For example, DM&S is supportive of KFSCIS offering the following courses in their new degree: "Introduction to Data Science" and "Advanced Data Science".
4. Regardless of the above, both units agree to continue to provide to the other unit's leadership, in accordance with the usual FIU processes, any other new course proposals that overlap with courses in the other unit, for their review and consent.
5. The new degree lists several required mathematics courses. DM&S is willing to serve KFSCIS students in these courses with the understanding that resources are available to DM&S to perform this service, such as: MAS 3105 - Linear Algebra (as an alternative to MAC 2313 - Calculus III), MAD 2104 - Discrete Mathematics (as an alternative to COT 3100), and STA 3163 - Statistical Methods I, STA 3164 - Statistical Methods II, STA 4234 - Introduction to Regression Analysis, MAD 3301 - Graph Theory, MAD 3401 - Numerical Analysis, and MAD 4203 - Combinatorics for a concentration in Statistical Modeling.
6. Finally, KFSCIS had no objection to DM&S proposing a new major in 2022 focused on Mathematical Data Science inside their existing B.S. in Mathematical Sciences, homed in DM&S. DM&S will provide the details of any further new proposed courses or major which overlap with Computer Science and consult with KFSCIS in accordance with the usual FIU processes.

**Louis Tebou**

Chair, Department of Mathematics & Statistics



September 8, 2023

**Jason X. Liu**

Director, Knight Foundation School of Computing  
and Information Sciences



9/8/2023

**Knight Foundation School of Computing and Information Sciences**

11200 S.W. 8<sup>th</sup> St. • Modesto A. Maidique, CASE 352 • Miami, FL 33199 • Tel: 305-348-2744 • Fax: 305-348-3549 • [www.cs.fiu.edu](http://www.cs.fiu.edu)

Florida International University is an Equal Opportunity/Access Employer and Institution • TDD via FRS 1-800-955-8771

**Knight Foundation School of Computing and Information Sciences**  
**CAP 3\*\*\* Advanced Data Science**

**Knight Foundation School of Computing and Information Sciences**

**Course Title:** Advanced Data Science

**Date:** 09/18/2023

**Course Number:** CAP 3XXX

**Number of Credits:** 3

<b>Subject Area:</b> Applications	<b>Subject Area Coordinator:</b> Leonardo Bobadilla <b>email:</b> bobadilla@cs.fiu.edu
<b>Catalog Description:</b> Advanced exploration topics such as machine learning, neural networks, reinforcement learning, time series, NLP, big data management, ethical AI, and emerging tech trends in data analysis.	
<b>Textbooks:</b> Data Science from Scratch, 2nd Edition by Joel Grus. Released May 2019. Publisher(s): O'Reilly Media, Inc. ISBN: 9781492041139.	
<b>References (for further reading):</b> Python for Data Analysis, 3rd Edition by Wes McKinney. Released August 2022. Publisher(s): O'Reilly Media, Inc. ISBN: 9781098104030.	
<b>Prerequisites Courses:</b> CAP 2XXX - Introduction to Data Science	
<b>Corequisite Courses:</b> COP 3465 - Data Structures for IT	

Type: Core Course for BS in Data Science; Elective for CS and IT Majors.

Prerequisites Topics:

1. Foundational data science concepts such as data science lifecycles, database management, data analysis, data visualization and concepts in ethics
2. Machine learning basics such as concepts, model evaluation, and validation
3. Strong programming skills with experience in data manipulation libraries such as pandas, and a basic understanding of machine learning libraries like scikit-learn

Course Outcomes:

1. **Analyze** the architecture and inner workings of deep neural networks and unsupervised learning techniques to cluster and reduce the dimensionality of datasets.
2. **Evaluate** reinforcement learning models in various scenarios.
3. **Differentiate** between various time series forecasting models and interpret seasonality patterns in time series data.
4. **Analyze** sentiment and topics from large textual datasets.
5. **Classify** different types of NoSQL databases and their use cases.
6. **Design** interactive visualizations using advanced libraries.
7. **Apply** geospatial visualization techniques to display location-based data.
8. **Evaluate** machine learning models for fairness and potential biases.
9. **Synthesize** the implications of ethical AI on societal structures.
10. **Analyze** complex optimization problems and select appropriate techniques.

**Knight Foundation School of Computing and Information Sciences  
CAP 3\*\*\* Advanced Data Science**

11. **Present** findings and insights derived from large-scale projects in a coherent manner.
12. **Appraise** the potential of AR and VR in data visualization and analysis.

**Association between Student Outcomes and Course Outcomes**

<b><u>BS in Computing: Student Outcomes</u></b> Graduates of the program will have an ability to:	<b>Course Outcomes</b>
1) Analyze a complex computing problem and to apply principles of computing and other relevant disciplines to identify solutions.	1,2,3,4,5,10,12
2) Design, implement, and evaluate a computing-based solution to meet a given set of computing requirements in the context of the program's discipline.	6
3) Communicate effectively in a variety of professional contexts.	11
4) Recognize professional responsibilities and make informed judgments in computing practice based on legal and ethical principles.	8,9
5) Function effectively as a member or leader of a team engaged in activities appropriate to the program's discipline.	
<b><u>Program Specific Student Outcomes</u></b>	
6) Apply theory, techniques, and tools throughout the data science lifecycle and employ the resulting knowledge to satisfy stakeholders' needs. [DS]	1,2,4,7

**Assessment Plan for the Course and how Data in the Course are used to assess Student Outcomes**

Student and Instructor Course Outcome Surveys are administered at the conclusion of each offering, and are evaluated as described in the School's Assessment Plan:  
<https://abet.cis.fiu.edu/>

**Knight Foundation School of Computing and Information Sciences**  
**CAP 3\*\*\* Advanced Data Science**

**Outline**

<b>Topic</b>	<b>Number of Lecture Hours</b> (Total: 37.5 hours = 15 weeks * 2 lectures/week * 1.25 hrs/lecture)	<b>Outcome</b>
<p>1. <u>Advanced Machine Learning</u></p> <p>1.1. Deep Learning and Neural Networks</p> <ul style="list-style-type: none"> <li>• Basics of Neural Networks</li> <li>• Convolutional Neural Networks (CNNs)</li> <li>• Recurrent Neural Networks (RNNs)</li> <li>• Transfer Learning and Pre-trained Models</li> </ul> <p>1.2. Unsupervised Learning</p> <ul style="list-style-type: none"> <li>• Clustering (K-Means, DBSCAN, Hierarchical)</li> <li>• Dimensionality Reduction (PCA, t-SNE, UMAP)</li> </ul> <p>1.3. Reinforcement Learning</p> <ul style="list-style-type: none"> <li>• Basics and Application Areas</li> <li>• Q-Learning and Deep Q Networks (DQN)</li> </ul> <p>1.4. Advanced Model Evaluation</p> <ul style="list-style-type: none"> <li>• Learning curves</li> <li>• Cross-validation techniques</li> <li>• Hyperparameter tuning and optimization</li> </ul>	10.5	1,2
<p>2. <u>Introductory concepts in Time Series Analysis</u></p> <p>2.1. Time Series Components</p> <p>2.2. ARIMA, Exponential Smoothing State Space Model (ETS), Prophet</p> <p>2.3. Dealing with Seasonality</p> <p>2.4. Time Series Forecasting</p>	3	3
<p>3. <u>Introductory concepts in Natural Language Processing (NLP):</u></p> <p>3.1. Text Representation: Bag of Words, TF-IDF, Word Embeddings</p> <p>3.2. Sequence Models for NLP: LSTM, GRU, Transformers</p> <p>3.3. Information Retrieval and Text Mining</p> <p>3.4. Sentiment Analysis and Topic Modeling</p>	4.5	4

**Knight Foundation School of Computing and Information Sciences**  
**CAP 3\*\*\* Advanced Data Science**

4. <u>Advanced Data Management and introductory concepts Big Data</u> 4.1. Big Data Frameworks (e.g., Hadoop, Spark) 4.2. Distributed Databases and NoSQL (e.g., Cassandra, MongoDB) 4.3. Real-time Data Processing	3	5
5. <u>Advanced Data Visualization</u> 5.1. Interactive Data Visualization 5.2. Advanced Libraries (e.g., D3.js) 5.3. Geospatial Data Visualization	3	6,7
6. <u>Model Interpretability and Explainability</u> 6.1. Model Agnostic Methods (e.g., LIME, SHAP) 6.2. Model-specific Methods (e.g., feature importance)	1.5	8
7. <u>Advanced Data Ethics and Governance</u> 7.1. Ethical AI and Fairness Audits 7.2. Interpretability and Transparency in Machine Learning 7.3. Data Sovereignty and Decentralized Data Management	2.25	8,9
8. <u>Advanced Optimization Techniques</u> 8.1. Genetic Algorithms 8.2. Gradient-based optimization techniques 8.3. Bayesian Optimization	2.25	10
9. <u>Advanced Project-based Learning</u> 9.1. Students work on large-scale projects that simulate real-world challenges in data science. 9.2. Integration of multiple data sources and hybrid modeling techniques.	4.5	11
10. <u>Trends and Future in Data Science</u> 10.1. Quantum Computing in Data Science 10.2. Edge Computing and Data Science at the Edge 10.3. The Role of Augmented Reality and Virtual Reality in Data Analysis 10.4. The Intersection of Biotech and Data Science	3	12

**Performance Measures for Evaluation**

All assignments are assigned through the Canvas course site. Please note that the deadlines are strictly enforced. For example, if the deadline is 11:59 PM, any assignment submitted after this time is considered late. It is also each student's responsibility to submit correct files and ensure the submission is successful before the deadline (please double check your Canvas submissions). If you are unable to submit your assignment through Canvas, send a copy of your assignment to your instructor before the stated deadline. There will be two exams and each exam will be cumulative with an emphasis on the most recently covered material. Please note that every

**Knight Foundation School of Computing and Information Sciences**  
**CAP 3\*\*\* Advanced Data Science**

student is required to be physically present to take the exams with their own laptop. Exam details will be posted on the Canvas course site (<https://canvas.fiu.edu>).

Assignment	Points Each	Total Points	Percentage of Final Grade
Quizzes (11-Drop-1)	10	100	10%
Homework Assignments (2)	100	200	20%
Exam 1	200	200	20%
Exam 2	200	200	20%
Class Project	300	300	30%
<b>TOTAL</b>			100%

**Letter Grade Distribution Table**

Letter	Range%	Letter	Range%	Letter	Range%
A	93 or above	B	82 - 85.9	C	70 - 73.9
A-	90 - 92.9	B-	78 - 81.9	D	60 - 69.9
B+	86 - 89.9	C+	74 - 77.9	F	less than 60

**Description of Possible Homework Activities**

**Homework 1: Data Cleaning and Visualization**

Description: Gain a practical understanding of data preprocessing, exploratory data analysis, and visualization techniques.

**Task:**

**1. Data Collection and Cleaning**

- Obtain a dataset from UCI Machine Learning Repository or Kaggle. This dataset should have both numerical and categorical variables.
- Perform initial data cleaning:
  - Handle missing values using suitable techniques.
  - Remove duplicate rows, if any.
  - Convert categorical variables to numerical representation.

**2. Exploratory Data Analysis (EDA)**

- Compute summary statistics for the numerical variables (mean, median, standard deviation).
- Create visual plots to understand data distribution (histograms, scatter plots, box plots).

**3. Data Visualization**

- Use any advanced library of choice (e.g., Seaborn, D3.js) to create an interactive visualization.
- Highlight any interesting patterns you find.

**Knight Foundation School of Computing and Information Sciences**  
**CAP 3\*\*\* Advanced Data Science**

**Submission:** A Jupyter notebook detailing the process with appropriate comments and the visualizations. A brief report (1-2 pages) summarizing the findings.

**Description of Possible Rubric:**

Criteria	Excellent (100)	Good (80)	Average (60)	Below Average (40)	Poor (20)	Weight
<b>Dataset Choice</b>	Perfectly suited dataset from UCI/Kaggle.	Suitable dataset with minor issues.	Generic dataset with some relevance.	Poorly chosen dataset.	No dataset or irrelevant dataset.	5%
<b>Handling Missing Values</b>	Excellent handling with suitable techniques.	Good handling with minor issues.	Average handling, some missing values remain.	Poor handling, many missing values remain.	No handling of missing values.	10%
<b>Duplicate Removal and Data Formatting</b>	All duplicates removed, perfect formatting.	Minor duplicates remain, good formatting.	Some duplicates, average formatting.	Many duplicates, poor formatting.	No effort on duplicates or formatting.	10%
<b>Categorical Variable Conversion</b>	Perfect conversion to numerical representation.	Good conversion with minor issues.	Average conversion, some variables not converted.	Poor conversion, many variables remain.	No conversion effort.	5%
<b>Summary Statistics</b>	All statistics computed perfectly.	Minor errors in computation.	Some statistics missing or computed wrongly.	Many statistics missing or wrong.	No effort on statistics.	10%
<b>Data Distribution Plots</b>	Excellent plots covering all data aspects.	Good plots with minor omissions.	Average plots, some data aspects missing.	Few plots, many data aspects missing.	No plots or irrelevant plots.	15%
<b>Choice of Library and Visualization Method</b>	Advanced library used with perfect method.	Good library with minor issues in method.	Average library, some issues in visualization.	Poor choice of library or visualization method.	No library or irrelevant method used.	10%
<b>Clarity and Presentation of Visualizations</b>	Highly clear and well-presented visualizations.	Good clarity and presentation with minor issues.	Average clarity and presentation.	Poor clarity and presentation.	No visualizations or irrelevant presentation.	15%
<b>Insights and Interpretation</b>	Deep insights and perfect interpretation.	Good insights with minor interpretation issues.	Some insights, average interpretation.	Few insights, poor interpretation.	No insights or irrelevant interpretation.	5%
<b>Report Clarity and Organization</b>	Highly clear and well-organized report.	Good clarity and organization with minor issues.	Average clarity and organization.	Poorly organized and unclear report.	No report or irrelevant content.	10%

**Homework 2: Basic Machine Learning Model Implementation**

Description: Implement basic machine learning models to understand the process of training, validating, and evaluating models.

**Task:**

1. **Data Splitting**

- Using the same dataset from Assignment 1 or another of your choice, split the data into training (70%) and testing (30%) sets.

2. **Model Implementation**

- Implement a basic supervised learning model (either regression or classification based on the dataset).
- Use cross-validation for hyperparameter tuning.

3. **Evaluation**

- Evaluate the model's performance using appropriate metrics (e.g., accuracy, MSE, RMSE).

**Knight Foundation School of Computing and Information Sciences**  
**CAP 3\*\*\* Advanced Data Science**

- Compare the model's predictions with actual values using suitable visualization (e.g., confusion matrix, residual plots).

**Submission:** A Jupyter notebook detailing the model implementation, validation, and evaluation process. A brief report (1-2 pages) discussing the model's performance and potential improvements.

**Description of Possible Rubric:**

Criteria	Excellent (100)	Good (80)	Average (60)	Below Average (40)	Poor (20)	Weight
<b>Appropriate Data Split</b>	Perfect 70-30 split with appropriate data distribution.	Minor deviations from 70-30 split.	Approximate 70-30 split with some data issues.	Significant deviations from 70-30 split.	No split or completely inappropriate split.	10%
<b>Choice of Model</b>	Perfectly suited model for the dataset.	Suitable model with minor issues.	Generic model with some relevance.	Poorly chosen model.	No model or irrelevant model.	10%
<b>Model Training and Validation</b>	Excellent training and validation with no issues.	Good training with minor validation issues.	Average training, some validation issues.	Poor training and validation.	No training or validation effort.	20%
<b>Hyperparameter Tuning</b>	Excellent tuning using cross-validation.	Good tuning with minor issues.	Average tuning, some parameters not optimized.	Poor tuning, many parameters not optimized.	No tuning effort.	10%
<b>Appropriate Evaluation Metrics</b>	All metrics perfectly suited and computed.	Most metrics suitable with minor computation issues.	Some relevant metrics used, some computation issues.	Few relevant metrics, many computation issues.	No metrics or irrelevant metrics used.	15%
<b>Model Performance Analysis</b>	Deep analysis with perfect interpretation.	Good analysis with minor interpretation issues.	Some analysis, average interpretation.	Limited analysis, poor interpretation.	No analysis or irrelevant interpretation.	15%
<b>Visualization of Results</b>	Highly clear and relevant visualizations.	Good visualizations with minor issues.	Average visualizations, some aspects missing.	Few visualizations, many aspects missing.	No visualizations or irrelevant ones.	5%
<b>Report Clarity and Organization</b>	Highly clear and well-organized report.	Good clarity and organization with minor issues.	Average clarity and organization.	Poorly organized and unclear report.	No report or irrelevant content.	10%
<b>Model Analysis and Recommendations</b>	Deep analysis with actionable recommendations.	Good analysis with some recommendations.	Some analysis, few recommendations.	Limited analysis, vague recommendations.	No analysis or irrelevant recommendations.	5%

**Class Project: Advanced Data Science Application**

Description: Develop an end-to-end data science project implementing advanced techniques learned throughout the course.

**Task:**

**1. Problem Definition**

- Choose a complex real-world problem that requires a combination of data preprocessing, machine learning, and advanced techniques (e.g., deep learning, NLP, time series analysis).

**2. Data Collection and Preprocessing**

- Collect data relevant to the problem. This can be from public datasets or simulated/generated datasets.
- Perform thorough preprocessing including data cleaning, normalization, and feature engineering.

**3. Model Development and Deployment**

- Implement an advanced machine learning model or ensemble of models.

**Knight Foundation School of Computing and Information Sciences**  
**CAP 3\*\*\* Advanced Data Science**

- Optimize the model using advanced techniques (e.g., deep neural networks, ensemble learning).
- Deploy the model using a simple web application or API.

**4. Analysis and Reporting**

- Perform thorough analysis of the model's results.
- Use advanced visualization techniques to represent the findings.
- Discuss any ethical considerations, biases in the data or model, and implications of your findings.

**Submission:** A Jupyter notebook detailing the entire process. A web application or API (if applicable). A detailed report (5-7 pages) discussing the problem, solution approach, results, and implications. Optionally, a presentation summarizing the project.

**Description of Possible Rubric:**

Criteria	Excellent (100)	Good (80)	Average (60)	Below Average (40)	Poor (20)	Weight
<b>Problem Definition</b>	Clear, unique, highly relevant problem definition.	Minor ambiguity, relevant problem.	Generic, moderate relevance.	Vague, lacking relevance.	Undefined or off-topic.	10%
<b>Data Collection</b>	Comprehensive, highly relevant, responsibly sourced data.	Mostly relevant data, responsibly sourced data.	Relevant with notable gaps, responsibly sourced data.	Limited relevance or gaps, responsibly sourced data.	Little to no relevance, responsibly sourced data.	20%
<b>Data Preprocessing</b>	Advanced techniques, deep understanding.	Standard methods, minor omissions.	Some preprocessing, some gaps.	Limited, inconsistencies.	Little to none.	10%
<b>Feature Engineering</b>	Innovative, enhancing model's power.	Good, minor improvements needed.	Basic, no advanced techniques.	Sparse, missing key features.	None or misguided attempts.	10%
<b>Model Development</b>	Advanced models, perfect for problem.	Relevant, minor room for improvement.	Basic, little customization.	Misaligned choice.	Inappropriate or none.	5%
<b>Model Optimization</b>	Cutting-edge techniques for peak performance.	Standard methods, minor omissions.	Basic, room for improvements.	Minimal techniques, underperforms.	No optimization.	10%
<b>Deployment</b>	Seamless, robust understanding of applications.	Good, minor bugs or limitations.	Basic, notable limitations.	Significant issues, unfriendly.	None or entirely non-functional.	5%
<b>Analysis Depth</b>	Deep, insightful analysis.	Good, minor gaps.	Basic, missed deeper insights.	Limited, missing major insights.	No or superficial.	10%

**Knight Foundation School of Computing and Information Sciences**  
**CAP 3\*\*\* Advanced Data Science**

<b>Advanced Visualization</b>	Effective advanced visualizations for complex insights.	Good, minor improvements needed.	Basic, missed opportunities.	Limited or ineffective.	None or irrelevant.	10%
<b>Ethical and Bias Considerations</b>	Deep insights, solutions proposed.	Recognizes major biases, minor gaps.	Some recognition, lacks depth.	Limited recognition.	No mention.	10%